
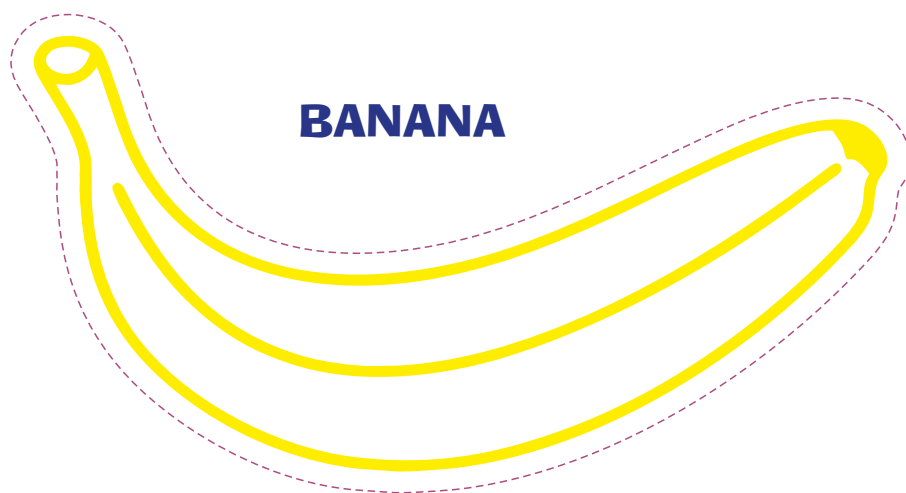

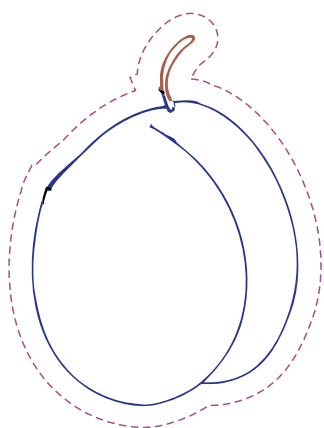
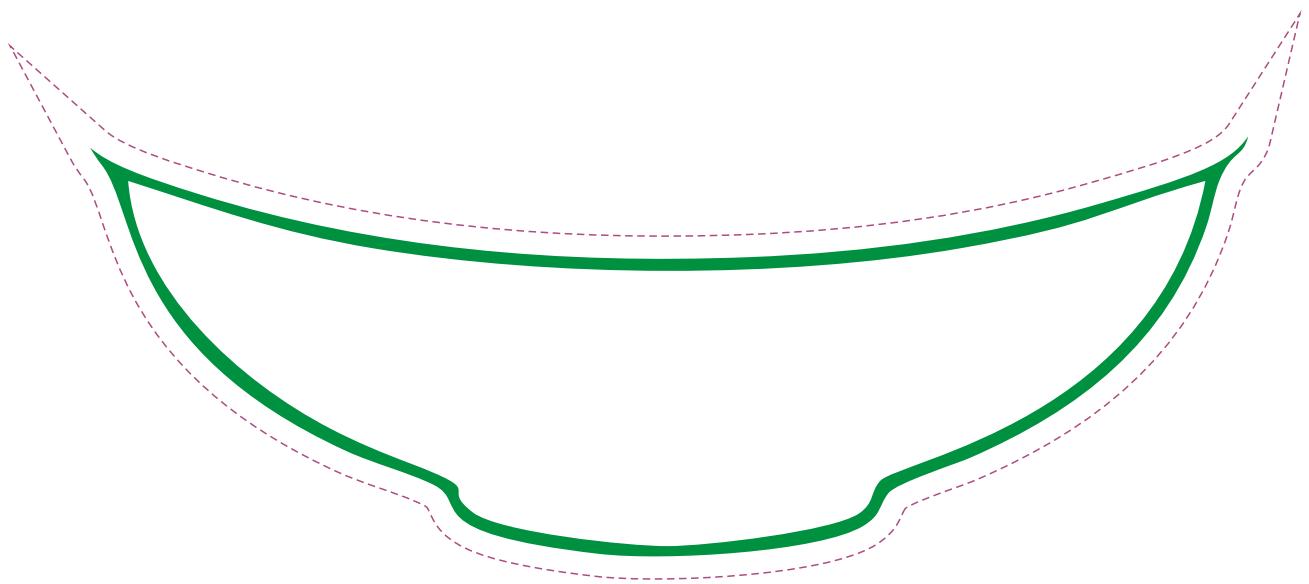
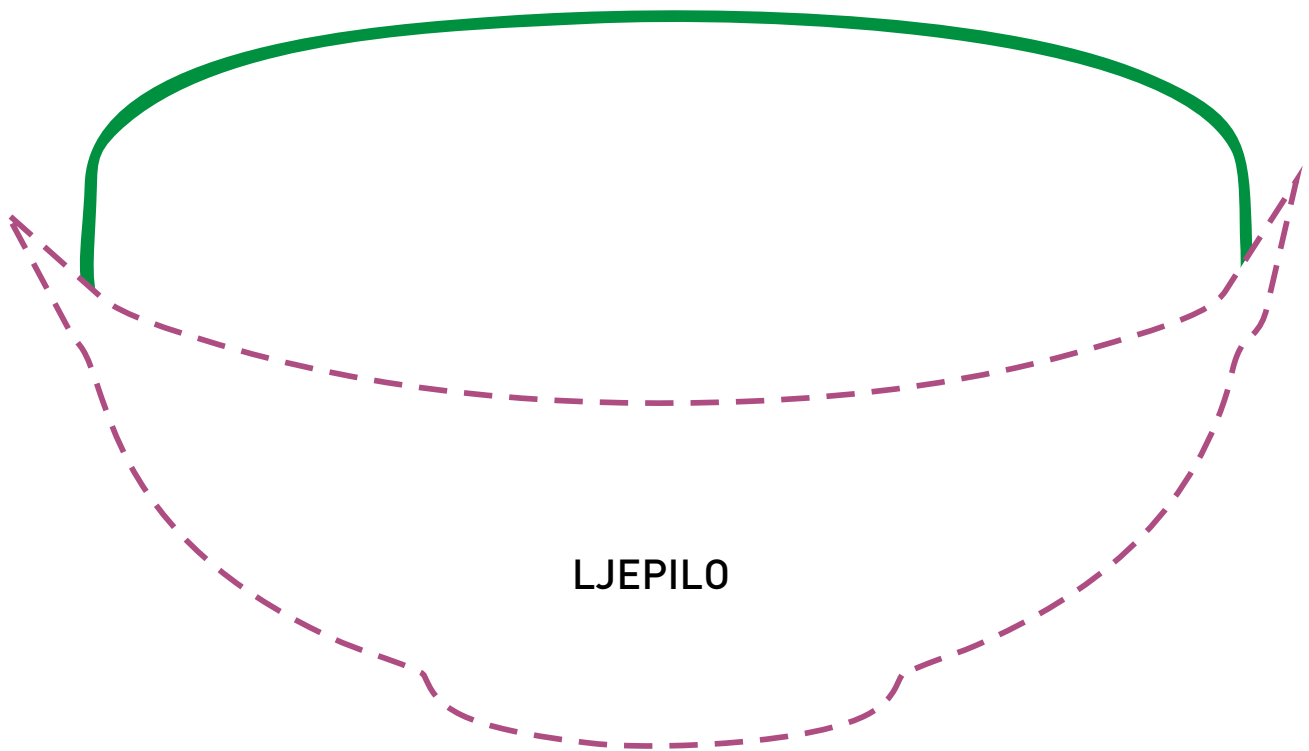
**JABUKA****KRUŠKA****BANANA****GROŽĐE****ŠLJIVA****UPUTE ZA RODITELJE:**

IMENUJTE VOĆE NA SLIKAMA. POTAKNITE DIJETE DA I ONO IMENUJE. NEKA DIJETE OBOJI VOĆE ODGOVARAJUĆIM BOJAMA. POMOZITE MU IZREZATI VOĆE PO ZADANIM RUBOVIMA. IMENICAMA DODAJTE PRIDJEV: NPR. ŽUTA BANANA. POJAM: VOĆE



ZDJELA


OBOJI I IZREŽI ZDJELU PO ISPREKIDANOJ LINIJI



STAVI LJEPILO ZA PAPIR NA OZNAČENI PROSTOR I ZALIJEPI ZDJELU KOJU SI IZREZAO/LA NA PRETHODNOJ STRANICI.
VOĆE UMETNI U ZDJELU.


UPUTE ZA RODITELJE:

POKAŽITE DJETETU KAKO "ČITATI" REČENICE. KAŽIPRSTOM POVLAČITE OD TOČKE DO TOČKE I IZGOVARAJTE JEDNOSTAVNE IZRAZE (JABUKA U ZDJELI) ILI SLOŽENIJE REČENICE (CRVENA JABUKA U ZELENOJ ZDJELI), OVISNO O DJETETOVIM MOGUĆNOSTIMA. NEKA DIJETE POKUŠA PONOVI TI. OBOJATI.




JABUKA

U




ZDJELI



KRUŠKA

U




ZDJELI

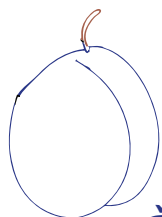


BANANA

U




ZDJELI




ŠLJIVA

U




ZDJELI



GROŽDE

U



ZDJELI