

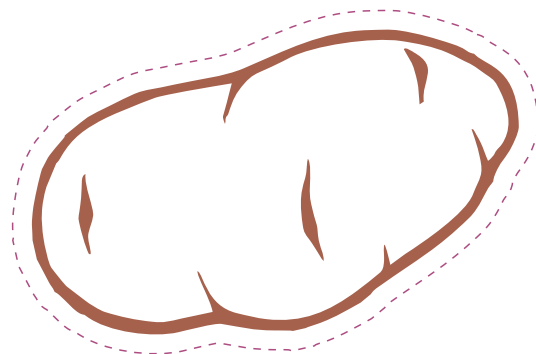
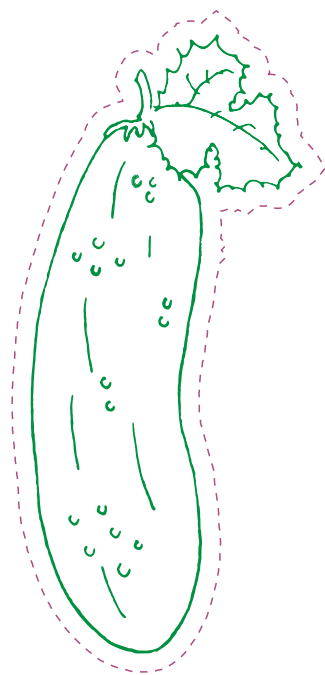

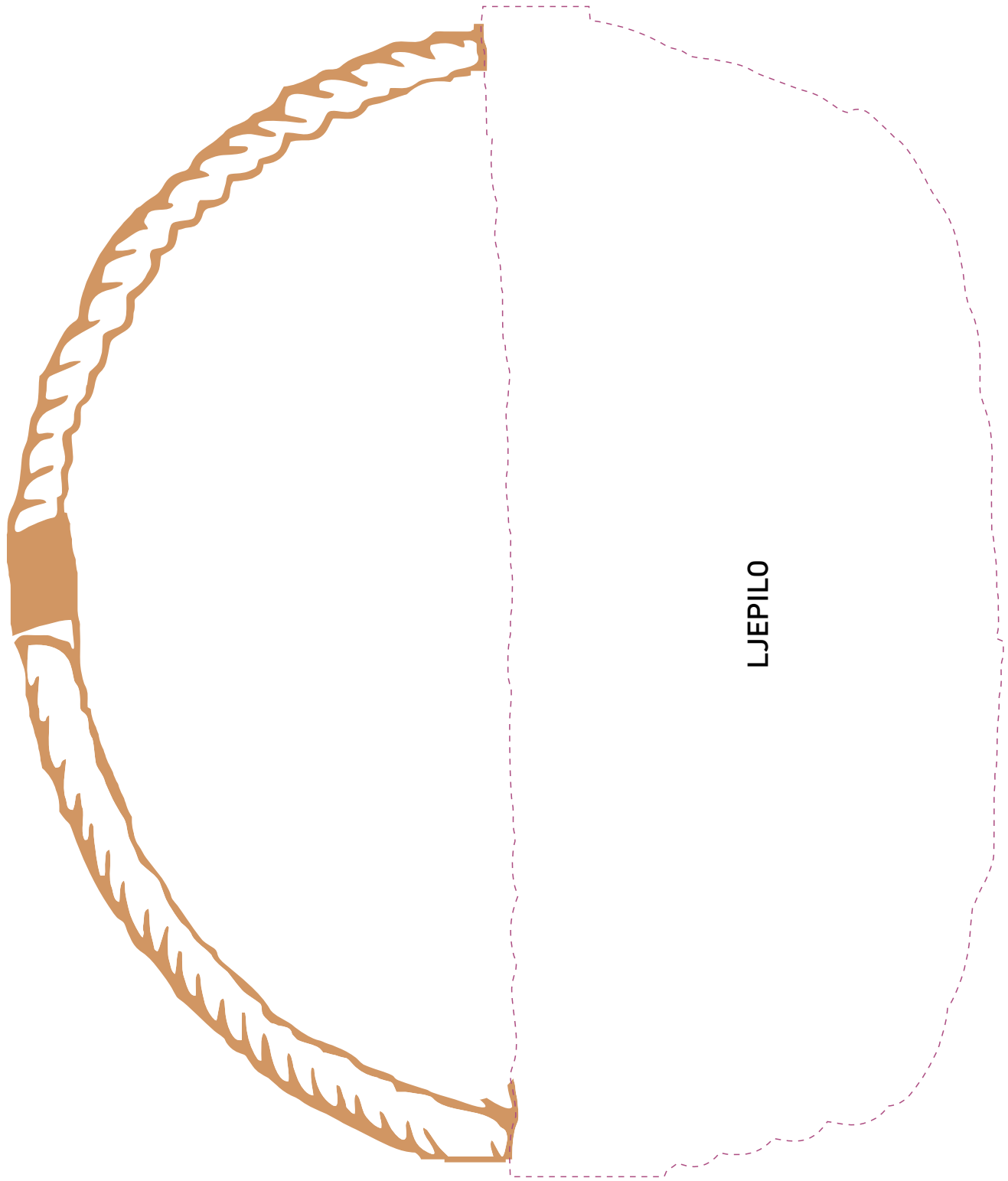
**MRKVA****LUK****PAPRIKA****KRUMPIR****KRASTAVAC****KUPUS****UPUTE ZA RODITELJE:**

IMENUJTE POVRĆE. POTAKNITE DIJETE DA I ONO IMENUJE. NEKA DIJETE OBOJI POVRĆE ODGOVARAJUĆIM BOJAMA. POMOZITE MU IZREZATI POVRĆE PO ZADANIM RUBOVIMA. OVISNO O DJETETOVIM MOGUĆNOSTIMA, DODAJTE I PRIDJEVE: NPR. ZELENI KRASTAVAC, ŽUTA PAPRIKA...

OBOJI SMEĐOM DRVENOM BOJICOM I IZREŽI KOŠARU KOJU ĆEŠ
ZALIJEPI TI NA SLIJEDEĆOJ STRANICI.




STAVI LJEPILO ZA PAPIR NA OZNAČENI PROSTOR. IZREZANU KOŠARU S PRETHODNE STRANICE ZALIJEPI NA ODREĐENO MJESTO. IZREZANO POVRĆE STAVI U KOŠARU.




LJEPILO

OBOJI SVE ZADANIM BOJAMA. IZGOVARAJ REČENICE POKAZUJUĆI SLIČICE I SLOVA.
POSTUPNO SE REČENICE MOGU DOPUNJAVATI GLAGOLIMA I PRIDJEVIMA.




MRKVA

U




KOŠARI




LUK

U




KOŠARI




KRUMPIR

U




KOŠARI



PAPRIKA

U




KOŠARI



KUPUS

U




KOŠARI



KRASTAVAC

U



KOŠARI