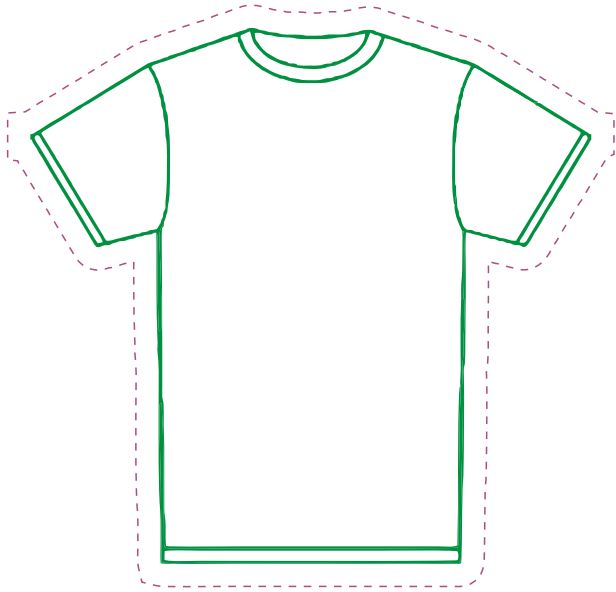
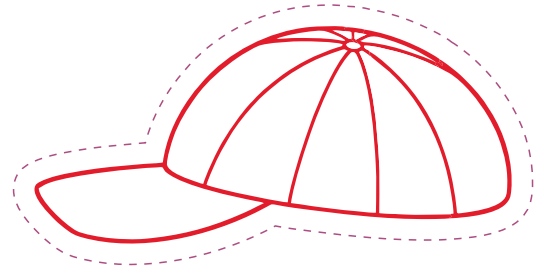


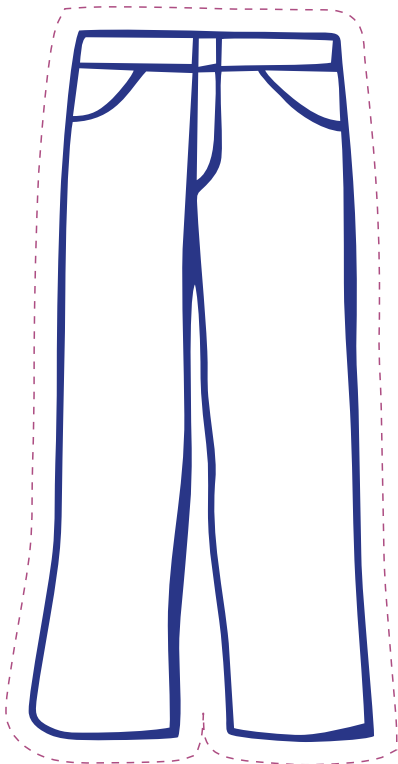
MAJICA




KAPA



JAKNA




HLAČE



HALJINA


UPUTE ZA RODITELJE:

IMENUJTE ODJEĆU I POTIČITE DIJETE DA I SAMO IMENUJE.
NEKA DIJETE OBOJI ODJEĆU ODGOVARAJUĆIM BOJAMA.
POMOZITE MU IZREZATI ODJEĆU, PREMA ZADANIM RUBOVIMA.




OBOJII IZREŽI ORMAR PO ISPREKIDANOJ CRTI.

ORMAR



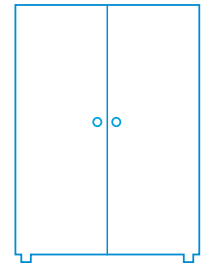
STAVI LJEPILO ZA PAPIR NA OZNAČENE PROSTORE.
IZREZANI ORMAR S PRETHODNE STRANICE ZALIJEPI.
RODITELJI, POMOZITE DJETETU PROREZATI VRATA ORMARA PO SREDINI.
ZALIJEPI ODJEĆU U ORMAR.

IZGOVARAJTE REČENICE POKAZUJUĆI SLIČICE I SLOVA. NEKA DIJETE PONOVI. POSTUPNO PROŠIRUJTE REČENICE GLAGOLIMA I PRIDJEVIMA. NPR. ZELENA MAJICA JE U PLAVOM ORMARU.




MAJICA

U

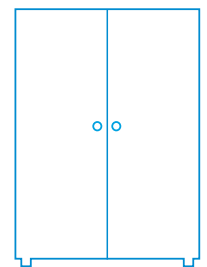


ORMARU



HLAČE

U

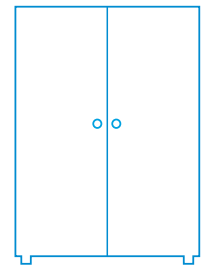


ORMARU




KAPA

U

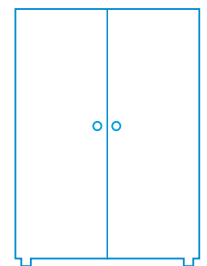


ORMARU



HALJINA

U

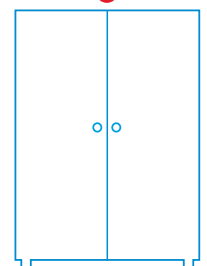


ORMARU



JAKNA

U



ORMARU